




SERIES MS | MAGNESENSE® DIFFERENTIAL PRESSURE TRANSMITTER



Wall mount



Duct mount

FEATURES/BENEFITS

- Field upgradeable LCD-No need to order two separate transmitters
- Field selectable ranges in metric or English
- Digital push button zero and span
- Adjustable digital dampening
- Field selectable air velocity mode
- Ability to select a square root output for use with pitot tubes and other similar flow sensors

APPLICATIONS

- Pressure and flow
- Monitoring air velocity
- Fans and blowers

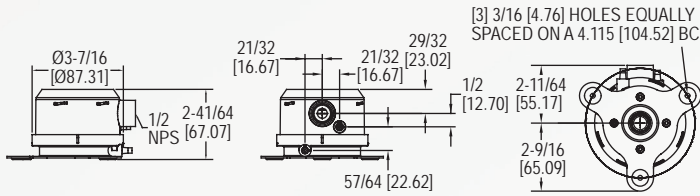
DESCRIPTION

The **Series MS Magnesense® Differential Pressure Transmitter** is an extremely versatile transmitter for monitoring pressure and air velocity. Along with the described features, the patented magnetic sensing technology provides exceptional long term performance and enables the Magnesense® Differential Pressure Transmitter to be the single solution for your pressure and flow applications.

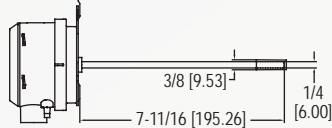
SPECIFICATIONS

Service	Air and non-combustible compatible gases.
Wetted Materials	Consult factory.
Accuracy	±1% for 0.25" (50 Pa), 0.5" (100 Pa), 2" (500 Pa), 5" (1250 Pa), 10" (2 kPa), 15" (3 kPa), 25" (5 kPa); ±2% for 0.1" (25 Pa), 1" (250 Pa) and all bidirectional ranges.
Stability	±1% FS/year.
Temperature Limits	0 to 150°F (-18 to 66°C).
Pressure Limits	1 psi maximum, operation; 10 psi, burst.
Power Requirements	10-35 VDC (2-wire); 17-36 VDC or isolated 21.6-33 VAC (3-wire).
Response Time	300 ms.
Zero & Span Adjustments	Digital push button.
Loop Resistance	Current output: 0-1250 Ω max; Voltage output: min. load resistance 1 kΩ.
Current Consumption	40 mA max.
Display (optional)	4 digit LCD.
Electrical Connections	4-20 mA, 2-wire: European style terminal block for 16 to 26 AWG. 0-10 V, 3-wire: European style terminal block 16 to 22 AWG.
Electrical Entry	1/2" NPS thread. Accessory: Cable gland for 5 to 10 mm diameter cable.
Process Connection	3/16" (5 mm) ID tubing. Maximum OD 9 mm.
Enclosure Rating	NEMA 4X (IP66).
Mounting Orientation	Diaphragm in vertical position.
Weight	8.0 oz (230 g).
Agency Approvals	CE.

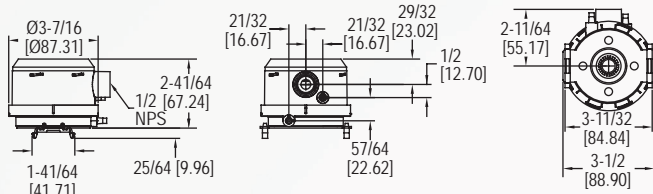
DIMENSIONS



Standard MS with optional LCD

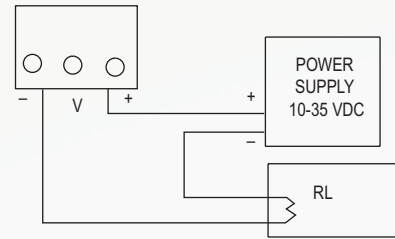


MS with optional LCD and static probe

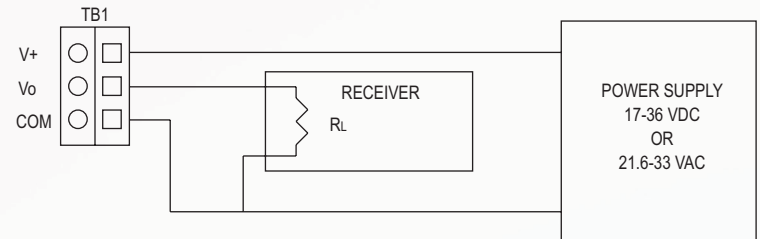


DIN mount bracket

WIRING DIAGRAM



2-wire operation (current output)



3-wire operation (voltage output)

HOW TO ORDER

Use the **bold** characters from the chart below to construct a product code.

<p>SERIES</p> <p>MS - Magnesense® differential pressure transmitter</p> <p>OUTPUT</p> <p>-0: Bidirectional unit, 4-20 mA -1: Positive only unit, 4-20 mA -2: Bidirectional unit, 0-10 V -3: Positive only unit, 0-10 V -6: Bidirectional unit, 0-5 V -7: Positive only unit, 0-5 V -8: Bidirectional unit, 0-5 V output 0-12 VDC input -9: Positive only unit, 0-5 V output 0-12 VDC input</p> <p>PRESSURE RANGE</p> <p>1: High range 1, 2, 5 in w.c. & 250, 500, 1250 Pa 2: Low range 0.1, 0.25, 0.5 in w.c. & 25, 50, 100 Pa 3: 10 in w.c. & 2 kPa 4: 15 in w.c. & 3 kPa 5: 25 in w.c. & 5 kPa</p>	<p>MS -0 1 1 -AT</p>	<p>OPTIONS</p> <p>-AT: Aluminum tag -DJE: Velocity mode selectable decimal place (English units) -DJM: Velocity mode selectable decimal place (metric units) -DS: MS-DS desiccant cover -FC: Factory calibration -GLD: Cable gland accessories pack -LCD: Liquid crystal display -NIST: NIST traceable calibration certificate -ST: Stainless steel tag -WO: LCD cover without LCD display</p> <p>MOUNTING</p> <p>1: Wall mount 2: Duct mount 3: DIN mounting bracket</p>
--	---	---

ACCESSORIES

Model	Description
A-151	Cable gland for 5 to 10 mm cable
A-435	Field upgradeable LCD
A-480	Plastic static pressure tip
A-481	Installer kit. Includes 2 plastic static pressure tips and 7 ft (2.1m) of PVC tubing
A-489	4" straight static pressure tip with flange
A-302F-A	303 SS static pressure tip with mounting flange. For 3/16" ID rubber or plastic tubing. 4" insertion depth. Includes mounting screws
SCD-PS	100-240 VAC/VDC to 24 VDC power supply

ORDER ONLINE TODAY!
dwyer-inst.com/Product/SeriesMS



DWYER INSTRUMENTS, INC.