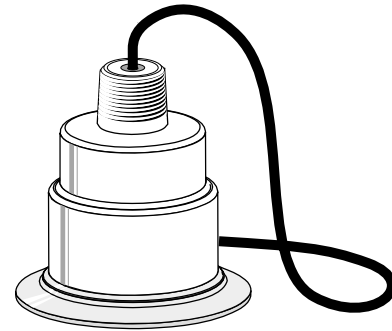


The Echomax® XKS-6 transducer is designed specifically for reliable, non-contacting level measurement in sanitary applications common in food and pharmaceutical processes. Using Milltronics advanced ultrasonic technology and a compatible Milltronics transceiver, the XKS-6 continuously monitors changing liquid or slurry levels in high temperature (110°C/230°F) processes and clean-in-place applications, at ranges from 0.3 m (1 ft.) to 6 m (20 ft.). The transducer is housed in chemically resistant Kynar® and faced with 316 stainless steel. It can be easily installed on a ferrule using an industry standard clamp (the gasket is included with the unit).

The XKS-6 transducer offers the security of 3A approval and proven performance at a low cost of ownership.

The system consists of a non-contacting chemical resistant transducer (sensor) linked to an electronic monitor at a distance of up to 365 m (1200 ft.). Echoes are processed using the advanced Sonic Intelligence® echo processing software. A built-in temperature sensor automatically compensates for temperature variations.



Product Features

- 3A approved
- 316 stainless steel face
- Internal temperature sensor
- Clean in place to temperatures of 130°C (266°F)
- Continuous process temperature up to 110°C (230°F)

Technical Specifications

Measurement range

- 0.3 to 6 m (1 to 20 ft.)*

Frequency

- 46.5 kHz

Beam angle**

- 10°

Environmental

- location: indoor/outdoor
- altitude: 2000 m maximum
- operating temperature: 0 to 110°C (32 to 230°F)
- CiP: 130°C (266°F), cleaning cycle max. 40 minutes
- pollution degree: 4

Process Pressure

- 200 kPa

Temperature Sensor

- internal

Supply source

- Milltronics certified controller

Enclosure

- Kynar with 316 Stainless Steel transducer face

Mounting

- base: 4" 3A compliant Tri-clamp
- conduit: 1" BSP or NPT thread

Cable

- 3 wire with braided shield, 0.75 mm² (18 AWG), Tefzel® jacket (integral)
- separation: typically 365 m (1200 ft.) from transceiver
- RG-62 A/U coaxial cable (extension)

Weight***

- 1.4 kg (3 lbs.)

Options

- sanitary clamp

Approvals

- CE****, CSA NRTL/C 3A

Blanking Distance

Process Temperature Range	Blanking	Transceiver
0 to 20°C (32°F to 68°F)	0.3 m (1 ft.)	Any Milltronics transceiver
0 to 50°C (32°F to 122°F)	0.4 m (1.3 ft.)	Any Milltronics transceiver
0 to 60°C (32°F to 140°F)	0.4 m (1.3 ft.)	MiniRanger Plus, HydroRanger Plus, AiRanger SPL, DPL Plus or XPL Plus
0 to 110°C (32°F to 230°F)	0.4 m (1.3 ft.)	AiRanger SPL, DPL Plus or XPL Plus



* Transceiver and process temperature dependent (see blanking distance)

**Beam width is described as, "twice the angle at which off-axis transmission is 3dB less than transmission axis acoustic pressure levels (as measured equidistant from the transducer face)."

***Approximate shipping weight of transducer with standard cable length.

****EMC performance available upon request.

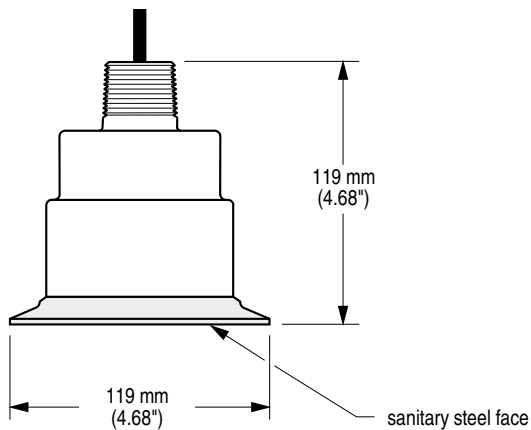
Kynar® is a registered trademark of ELF Atochem.

Tefzel® is a registered trademark of DuPont.

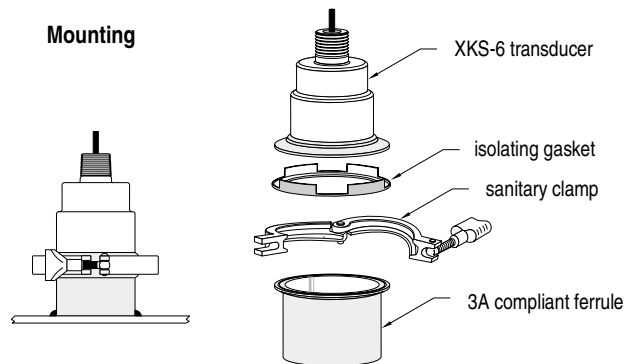
Specifications are subject to change without notice.

Echomax XKS-6 Sanitary Transducer

Dimensions

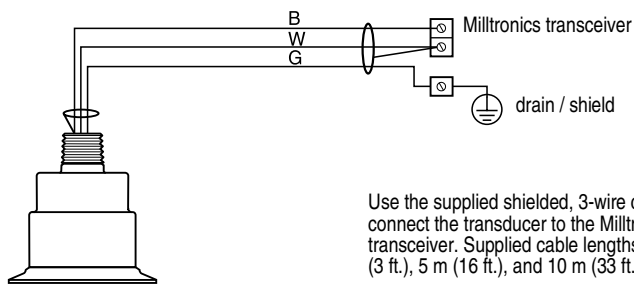


Mounting



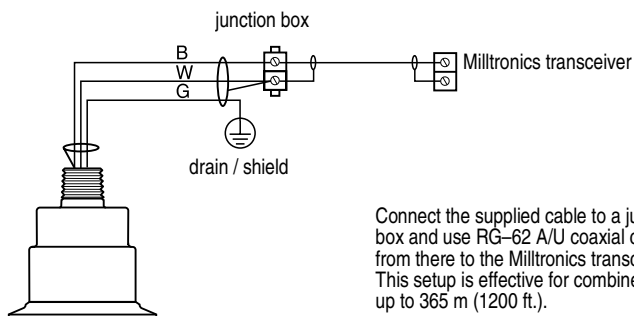
Wiring

Direct Connection



Use the supplied shielded, 3-wire cable to connect the transducer to the Milltronics transceiver. Supplied cable lengths are 1 m (3 ft.), 5 m (16 ft.), and 10 m (33 ft.).

Coaxial Connection



Connect the supplied cable to a junction box and use RG-62 A/U coaxial cable from there to the Milltronics transceiver. This setup is effective for combined runs up to 365 m (1200 ft.).

Mounting

Mount the transducer on a 4" ferrule so that it is above the maximum material level by more than the blanking value. Do not mount by conduit threads. Isolating gasket must be used.

Ensure that one of the four gaps on the isolating gasket lines up with the hinge pin for drainage of cleaning material.

Standpipe mounting requires a 4", 3A compliant sanitary ferrule welded to a short standpipe on the top of a tank. The inner standpipe wall and ends must be smooth and free of burrs, ridges, or seams.

Interconnection

Do not route cable openly, instead run cable separately in a grounded metal conduit to protect it from ambient electrical noise. Seal all thread connections to prevent the ingress of moisture. Do not run cable near high voltage or current runs, contactors or SCR control drives.

Avoid acoustic beam interference from:

- structural members
- pipes and pumps
- ladder rungs
- rough vessel walls / seams
- vessel fill spouts
- falling material



Australia	Tel.: +61 3-9695-2400	Fax: +61 3-9695-2450
Belgium	Tel.: +32(0)3326 45 54	Fax: +32(0)3326 05 25
Canada	Tel.: +1 705-745-2431	Fax: +1 705-741-0466
France	Tel.: +33 4 42 65 69 00	Fax: +33 4 42 58 63 95
Germany	Tel.: +49 721 595 4607	Fax: +49 721 595 4937
Hong Kong	Tel.: +85 2-2856-3166	Fax: +85 2-2856-2962
Mexico	Tel.: +52 5 575-27-28	Fax: +52 5 575-26-86
The Netherlands	Tel.: +31(0)76 542 7 542	Fax: +31(0)76 542 8 542
Switzerland	Tel.: +41 21 791 58 28	Fax: +41 21 791 58 40
United Kingdom	Tel.: +44 1905-450500	Fax: +44 1905-450501
United States	Tel.: +1 817-277-3543	Fax: +1 817-277-3894

www.milltronics.com